






Original	Replacement	Original	Replacement
 Power	 Power	 Timer/Prog.	 Sleep
 Input Select	 AV	 Time Slip	 Guide
 Open/Close	 Eject	 Setup	 Options
 1	 1	 Audio	 Dual
 2	 2	 Clear	 Exit
 3	 3	 Chapter Mark	 List
 4	 4	 Disc Menu	 D. Menu
 5	 5	 Top Menu	 Menu
 6	 6	 Return	 Back
 7	 7	 Display	 Info
 8	 8	 Up	 Up
 9	 9	 Enter	 Ok
 0	 0	 Down	 Down
 Prog+	 Ch +	 Right	 Right
 Prog-	 Ch -	 Left	 Left
 Satellite Link	 Media	 I<< Skip	 I<<
 Mode	 Smart	 Skip >>I	 >>I



